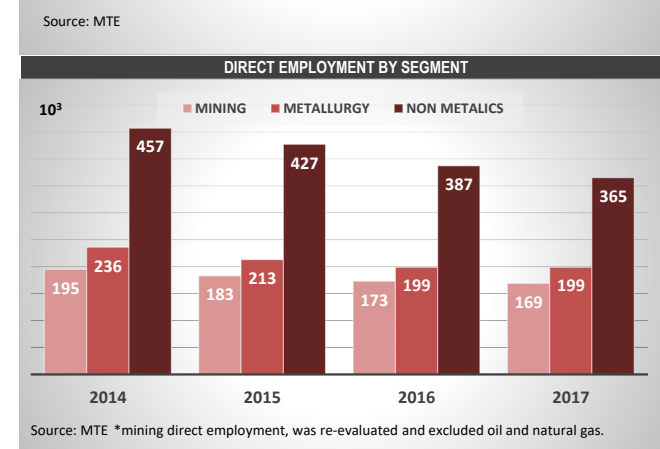
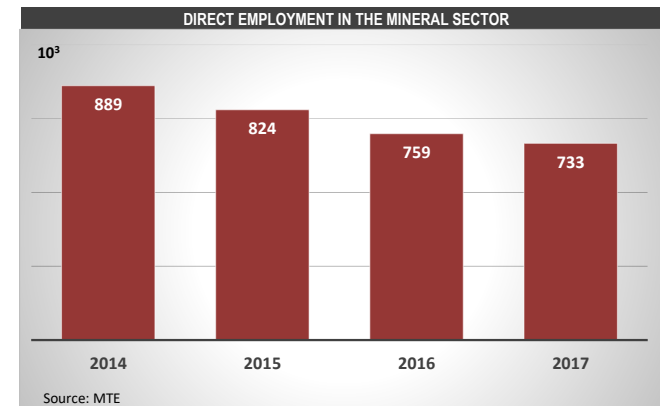
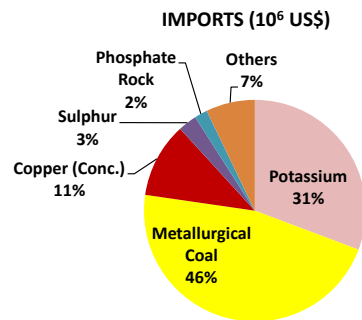
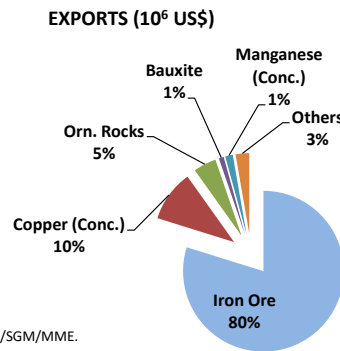
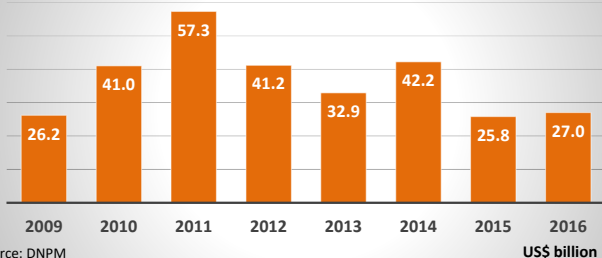


FOREIGN TRADE - MAIN PRODUCTS OF THE BRAZILIAN MINING SECTOR 2017 (%)

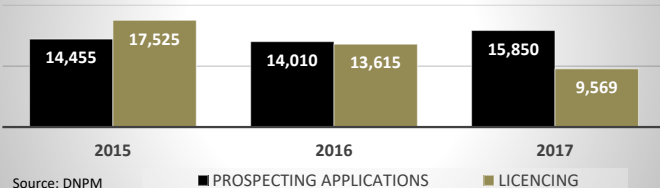


### MINERAL PRODUCTION



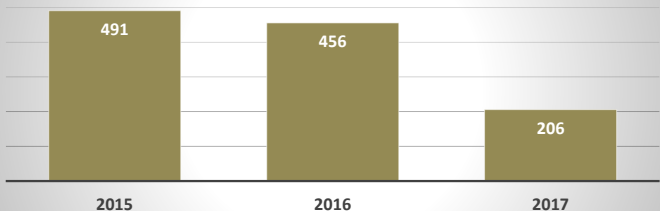
Source: DNPM

### PROSPECTING APPLICATIONS AND LICENCING



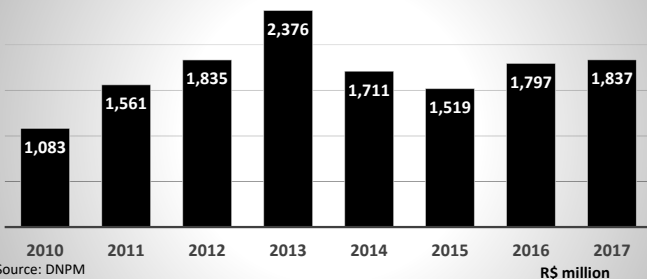
Source: DNPM

### MINING CONCESSIONS GRANTED



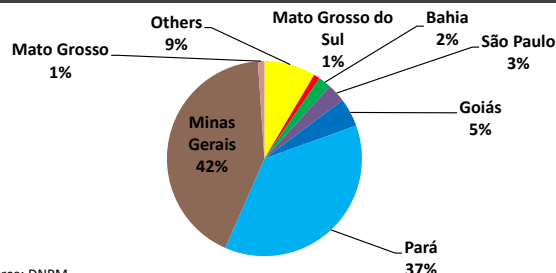
Source: DNPM

### ROYALTIES (CFEM) - TOTAL



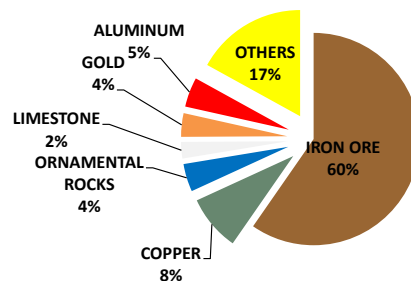
Source: DNPM

### ROYALTIES (CFEM) 2017 / STATE (%)



Source: DNPM

### ROYALTIES (CFEM) 2017 / MINERAL (%)



Source: DNPM

### MINERAL SECTOR - 2017 (Selected products)

Mining	Amount	Industry	Amount
Iron ore (Mt)	450	Steel (Mt)	34.4
<i>pellets (Mt)</i>	50.3	Pig iron (Mt)	32.1
Gravel	n.d.	Castings	2.2
Bauxite (Mt)	30.0	Aluminium (kiloton)	801.7
Dimension Stones (Mt)	9.4	Fe-Mn (kiloton)	133
Kaolin (Mt)	n.d.	Zinc (kiloton)	245.2
Phosphate (Mt)	5.5	Copper (refined) (kiloton)	143
Copper (cont.) (kiloton)	n.d.	Fe-Nb (kiloton)	58.7
Gold (ton)	85	Cement (Mt)	54.2
		Ceramic - wall & floor(Mm <sup>2</sup> )	790

Source: DNPM; IABr; SINDIFER; ABAL; ICZ; ABRAFE; SNIC; ANFACER.

MINISTRY OF MINES AND ENERGY - MME  
SECRETARIAT OF GEOLOGY MINING AND  
MINERAL TRANSFORMATION - SGM  
Department of Transformation and Mineral Technology - DTTM

## MINERAL SECTOR BULLETIN 2018

Mining & Mineral Transformation  
(Metallics and Non-metallics)

Last update: 02/07/2019

### Mineral Sector - Foreign trade performance 2017

The external trade of the mineral sector that encompasses mining (extractive industry, except oil and gas) and mineral transformation (metallic, non-metallic and inorganic chemical compounds) closed 2017 with a positive balance of **US\$ 19.8 billion** equivalent to **US\$ 42.8 billion** of exports and **US\$ 23.0 billion** of imports. The participation of the mineral sector in the Brazilian exports was 20% (iron ore alone 8.8% of the total Brazilian exports).

### Mining (extractive, except oil and gas)

Exports of the mining sector only in 2017 totaled **US\$ 24.0 billion** equivalent to **52%** of the total exports of the mineral sector and **11%** of the Brazilian exports. The shipments of iron ore (the main export item of the sector), increased by **2.6%**, from **374 million tons** in 2016 to **383 million tons** in 2017.

Source: DTTM/SGM/MME.

MINISTÉRIO DE  
MINAS E ENERGIA



Available on the web at [www.mme.gov.br](http://www.mme.gov.br)  
Tel: 55 (61) 2032-5291